






Life with the Plague

 A black and white illustration of a man with a beard and a dark cap. He has a large, dark, swollen area on his right arm, which he is holding with his left hand. He has a pained expression.	<p>Day 1: Painful swellings (buboes) appear in the victim's armpit, neck, and groin. They could be the size of an egg, or as big as an orange.</p>
 A black and white illustration of a man with a beard and a dark cap. He is shown in profile, vomiting. His hand is near his mouth, and there are lines indicating the force of the vomit.	<p>Day 2: The victim vomits and develops a fever.</p>
 A black and white illustration of a man with a beard and a dark cap. He has dark, blotchy areas on his face and neck. He is holding his hands up to his face, looking distressed.	<p>Day 3: Bleeding under the skin causes dark blotches all over the body.</p>
 A black and white illustration of a man with a beard and a dark cap. He is shown in a state of convulsion, with his body arched and his hands near his face. He appears to be in extreme pain.	<p>Day 4: The disease attacks the nervous system. This causes the victim to suffer spasms. The victim is in terrible pain.</p>
 A black and white illustration of a man with a beard and a dark cap. He has a large, dark, swollen area on his neck. He is holding his hand to his neck, and there is a dark liquid dripping from the swelling.	<p>Day 5: Sometimes the bubo will burst and emit a foul-smelling black liquid. If this happens, the victim will usually live. However, most victims die a very painful death.</p>